




WORKING
TOGETHER TO
INSPIRE AND
EMPOWER
YOUNG PEOPLE



CHALLENGE

UK

NOVEMBER
2010



Conservation

Climate Change

Sustainability

'Our World, Our Future' Challenge



WWF
50 YEARS
OF CONSERVATION

THANK YOU
FOR YOUR SUPPORT

WELCOME TO WWF'S 'OUR WORLD, OUR FUTURE' CHALLENGE

Introduction

Our beautiful planet provides us with everything we need to live – the water we drink, the food we eat, the materials for our homes, and much more. The 'great outdoors' is also the place where we relax and have fun. And it's not just ours – we share it with other people, as well as the millions of other animals and plants that make our planet a rich and diverse place to be.

Our world is now under greater pressure than ever before. In fact, if everyone consumed as much as we do in the UK, we'd need between two and three planets like Earth to support us. We need to live within the resource limits of our one world. And we need to care for it so that wildlife and people alike can thrive – now and in the future.



© NASA

How to take part

'Our World, Our Future' Challenge – WWF's project for the Get Up and Go initiative – is a great way for members of The Boys' Brigade to play their part in caring for our one precious world. They can do this by:



- Raising awareness – taking part in WWF's global Earth Hour initiative, for example.



- Raising money – maybe by 'adopting' an endangered species through WWF, or organising a sponsored activity.



- Getting involved – perhaps you could take personal action such as growing some of your own food or encouraging wildlife to your garden.



There are plenty of ways to get involved. The framework below shows you the key Our World, Our Future' Challenge elements:

My green space: practical activities – things to make or do locally, and information about what difference these actions make. Go on, grown your own!

Our shared world: a selection of activities with a global theme to highlight the plight of some of our most endangered species and explain what we can do to protect them.



WWF's Earth Hour: a global initiative to show decision-makers that we care about our environment and the effects of climate change. It's held in March each year.

There's an Earth Hour resource ready to download, with activities and games for a fun event. Games in the dark, anyone?



Fundraising Fun, some fun ideas for fundraising. However, your own ideas are often the best, so we're giving you some posters, invitations and information to make your event a success. There's also information on WWF's species 'adoption' products and the benefits to your group. Fancy a sponsored swim?

You can choose to take part in all of these elements – or just one. The choice is yours! You will know best what will suit your group or company.

Whatever you do, please keep in touch! We'd love to hear from you about your projects and stories and see photos of your achievements. So don't forget to contact:

Donna Neale: dneale@wwf.org.uk tel: 01483 412494

So what are you waiting for? Get Up and Go!

Activities



All of the activities below can be used with any age group.

Each activity follows a common format, including the aim, the time and equipment needed, hints and tips, a background information 'briefing', a discussion item, and activity ideas.

Read the briefing, talk about the discussion item, then try out some of the ideas!

ACTIVITY SET: MY GREEN SPACE



© GREG ARMFIELD / WWF-UK

Green fingers

Aims:

- To get young people reconnecting with growing some of their own food.
- To explore the re-use of materials for growing good, eg plastic bottle cloches and greenhouses.
- To understand that growing your own food helps to cut greenhouse gas emissions and combat climate change.

Timing:

Making cloches or starting up some of the 'Simple gardening projects' (see below) - 45 minutes. The plastic bottle greenhouse could be made over several meetings or one activity day.

Equipment:

Plastic bottles, scissors, canes, string, sellotape – where possible, provide a wide range of tools and materials to allow a variety of ideas to be trialled.

Hints and tips for the plastic bottle greenhouse:

- One way to connect the bottles involves cutting off the bottoms, slotting them together and threading them along a cane to make a tube. The canes can be attached to a wooden frame so that the 'tubes' sit snugly alongside each other.
- A plastic bottle greenhouse in pictures from **news.bbc.co.uk/local/humberside/hi/people_and_places/nature/newsid_8408000/8408980.stm**
- And a step by step guide **www.reapscotland.org.uk/reports/greenhouse%20v1.pdf**



© BENJAMIN EALOVEGA / WWF-UK

ACTIVITY SET: MY GREEN SPACE

Briefing for your group:



Our climate has changed many times over the history of the earth. But most scientists and governments agree that human activities are making the climate change so fast, that nature can't keep up – habitats and species just can't adapt in time to survive. And people are affected too – for example, through increased risk of extreme weather events, flooding, etc which affect livelihoods, property, food production and sometimes take lives. Some experts believe that climate change will force 250 million people from their homes and lands, and drive one million species into extinction by 2050.

Our food has an enormous impact on the climate – in fact, almost a third of the UK's greenhouse gas emissions come from growing, processing, distributing and storing our food. Huge quantities of CO₂ are released into the atmosphere from land use changes such as the clearing and burning of forests. Land is cleared to grow some of the key ingredients for products we use every day, such as palm oil – usually labelled as 'vegetable oil'. Another example is soy which is used heavily in feeds for farm animals. In addition, fossil fuels such as oil and coal are used to generate the electricity needed to grow foods out of season, or in the factories that process or make the packaging for our foods. So eating a balanced diet with plenty of local/in season fruit and veg, and less animal based products, is good for you and the planet!



© BENJAMIN EALOVEGA / WWF-UK

Discussion:

How can we cut the greenhouse gas emissions linked to the food we eat?

Practical activity ideas:

Growing our own food – and re-using food packaging in the process(!) – can help to combat climate change. Let's look at one type of packaging: plastic bottles. They're made from a fossil fuel (oil). They are manufactured in factories that are powered by fossil fuels. Every year, 13 billion plastic bottles are thrown away. It'll be 700 years before they begin to rot. In the UK, we only recycle two out of every 10 plastic bottles.

Plastic bottles can be used to build cloches and even greenhouses – places where food can be grown all year round. Explore different ways to connect the bottles by building a rectangular panel out of plastic bottles. Design and/or build a cloche or greenhouse and start growing some of your own food.

Other simple gardening projects

- Spring: Grow potatoes in an old compost sack, buckets or dustbins. Put some compost in your container, until it's about a quarter full. Make drainage holes, and plant two or three seed potatoes. As soon as any leaves appear, cover them with more compost. Repeat this process until the sack is full. Harvest two weeks after the leaves have died back.
- Spring and summer: Plant some cut-and-come-again salad leaves in a length of guttering or a tube made from plastic bottles. Fill your chosen container with compost. You can put it on a windowsill.
- All year: Grow some lentils or mung beans in an old jam jar. Soak the beans or lentils overnight. Make holes in the lid of the jar and put a layer of beans in the bottom of the jar. Rinse the beans with water and drain through the holes in the lid every day. Ready to eat within four days.
- All year: Grow some garlic in flowerpots on a windowsill. Put the bulbs in a fridge for two weeks to make them think it's winter, then plant one clove to each pot. Water sparingly.
- All year: Fill unwanted tyres with soil and use for growing herbs.

ACTIVITY SET: MY GREEN SPACE

Bugs, bats, birds and banging nails



Aims:

- To take action to conserve local wildlife.
- To understand how some human activities are affecting wildlife.

Timing:

45 minutes for the introduction and design activity. More time is required for building the structures.

Equipment:

Paper and pencils for design stage, woodworking tools and a variety of materials for the construction stage. You'll also need to supply some basic notes or reference materials so members know what their chosen animal will need.

Hints and tips:

- Cardboard can be used to mock-up designs if groups do not have enough wood or woodworking tools.
- Wildlife stacks attract insects, frogs, toads and hedgehogs and can be built from waste – old pallets, bricks, pine cones, wood (drilled with different sized holes), cardboard....
- Food balls can be made by mixing two parts bird seed with one part lard or suet.
- www.rspb.org.uk/advice/helpingbirds/

Briefing:

One in four mammals, one in eight birds and one in three amphibians are at risk of extinction. And it's not just 'exotic' species far away that are under threat. Some of our UK wildlife also needs our help. All species are important in their own right, but they are also critical for maintaining the fundamental balance of ecosystems.

Most of the problems facing wildlife are caused by people – we destroy their habitats to build homes and roads and to plant crops; we pollute the land, air and water with our waste; we introduce species into new habitats; and we consume more and more of the planet's resources.

Here are just two examples:

- every year an area of rainforest the size of England is lost. This rapid destruction of forests – much of it for crops used in foods and products we use everyday – not only harms forest-dwelling wildlife but also adds to the growing danger of climate change
- in the oceans, 40 million tonnes of 'bycatch' or 'non target' species (including 300,000 marine mammals) are caught accidentally each year when fishing for other species.

Discussion:

Does it matter if species become extinct? Whose responsibility is it to look after the natural world – the woods, the rivers, the sea and wildlife?

Practical activity ideas:

Help to conserve local wildlife by designing and building one of the following:

a bird feeder, a bird table, a wildlife stack, a bug, bird or bat box.

Your design must be suitable for the animal you've chosen; it should be weatherproof and as 'predator or pest proof' as you can make it. You must also explain how your design is sustainable. Is it made from recycled or reused materials? Are the materials local, non-toxic, durable, easily replaced or repaired?

Share your ideas and designs by sending photos to dneale@wwf.org.uk who will publish your work on the Get Up and Go website.



ACTIVITY SET: MY GREEN SPACE

The Boys' Brigade BioBlitz

Aim:

To learn more about local wildlife.

Timing:

30 minutes for introduction and planning activity; more time is required for the survey stage.

Equipment:

Paper and pencils for the planning stage; cameras, paper and pens, identification books, magnifying glasses and collecting jars for the survey stage.

Hints and tips:

- Treat all living creatures with respect, please be gentle!
- Always discuss the importance of looking after the creatures and their homes and returning them to the place where they were found before starting your BioBlitz.
- Check out www.naturedetectives.org.uk/ideas/ for various identification guides, from tracks, to photos IDs to tree 'skeletons'!
- Links from the BBC to a range of wildlife surveys www.bbc.co.uk/news/10138242

Briefing:

The Living Planet Report measures the health of the world's biodiversity (biological diversity) against our 'footprint' or impact on the planet. The 2010 report shows a doubling of our demands on the natural world since the 1960s and a fall of 30% in species diversity – that's the number of different species on the planet.

In 2010, the Year of Biodiversity, scientists in Ecuador discovered a snail sucking snake, 30 varieties of frog and a tiny gecko that can sit on the top of a pencil. At the same time, biologists in Borneo discovered a frog without lungs and a slug that shoots darts! Yet overall, species are being driven towards extinction 1,000 times faster than the natural rate because of the way that people live their lives. Scientists are asking for volunteers to help them find out more about the wildlife that lives around us. This will help them to understand the changes that are happening and will help us take action to protect wildlife while there's still time.

Discussion:

What animals – birds, insects, mammals, fish – might we find within 50 metres of where we're sitting?

Practical activity ideas:

Plan and take part in a BioBlitz. This is a survey in which lots of people get together for a couple of hours to try to identify all of the wildlife that lives in an area. You might start off by doing a trial BioBlitz in small groups. Or patrols/companies could compete to find the highest number or most diverse group of species, take photos or draw pictures. You could decide to invite parents or a local conservation group to help you BioBlitz an area. You might decide to publicise your event or write a press release. You'll need to think about the sorts of equipment you'll need; and whether you should be photographing, collecting or drawing some of the things you find. You'll need to think about the sort of information you'll be collecting and the organisations that might be interested in your findings.



©ISTOCKPHOTO.COM

ACTIVITY SET: OUR SHARED WORLD

Mission Possible? - Save the polar bear!



Aims:

- To understand some of the links between energy use in our daily lives and climate change.
- To raise awareness of the effects of climate change on one species – the polar bear.
- To explore design solutions as a way of thinking differently about energy use and lifestyles.

Timing:

20 minutes for designs or for each experiment. More than an hour for more complex activities.

Equipment:

Paper and pencils for the design stage, a variety of materials for the construction stage. You could do the design stage in one meeting and ask the boys to bring in the materials for the next meeting.

Hints and tips:

The design and making activities in this section lend themselves to competitions between small groups. Once

vehicles are made they can be raced to find the best design.

- Find out how to adopt a polar bear – wwf.org.uk/adoption/polarbear
- Information about polar bears – www.kidzone.ws/sg/polarbear/polar_bear.htm or www.arkive.org/polar-bear/ursus-maritimus/
- Information about climate change, and WWF's efforts to tackle the threats – assets.wwf.org.uk/downloads/tackling_climate_change.pdf
- How our homes contribute to climate change – wwf.org.uk/oneplanethomes
- Some fun vehicles to make from recycled materials – pbskids.org/designsquad/projects/index_vehicles.html

Briefing:

Our climate has changed many times over the history of the planet – think of the ice age and the dinosaurs! Most scientists and governments agree that human activities are making the climate change faster than it has for millions of years. For example, the fossil-fuel-based technologies we use to power and heat our homes, or to travel around, have an enormous 'carbon footprint' – they emit lots of carbon dioxide (CO₂) into the atmosphere. And neither people or wildlife can cope with the results which include increased risk of extreme weather events and flooding, the melting of the polar ice caps, and rising sea levels. For people this can mean damaged property or crops, livelihoods lost – or even



ACTIVITY SET: OUR SHARED WORLD

lives. For animals it can mean loss of habitat or even extinction. Take the polar bear: as the sea ice melts, it becomes more and more difficult for the polar bear – so perfectly adapted to a cold climate – to hunt and feed. Scientists estimate that polar bears could die out within 50-100 years if their habitat continues to be so drastically affected by climate change.

Discussion:

Some experts believe that climate change will cause 250 million people to lose their homes or lands (climate refugees) and drive one million species – including the polar bear – into extinction by 2050. How can we find alternatives to the energy sources we rely on every day in order to reduce our CO₂ emissions, help stop climate change and save creatures like the polar bear from loss of habitat and ultimately extinction?

Practical activity ideas:

Tell the group that we need inventors and explorers. We need Explorers to investigate the polar bear's habitat, find out how the polar bear is so well adapted to live in the Arctic, what special qualities it has, and what threatens its survival. And we need inventors to find solutions to design and energy problems which affect the polar bear's habitat and could ultimately cause its extinction.

Mission cards for Explorers:

How do we humans compare to polar bears? What preparation, equipment and special skills would help you to be safe and survive an Arctic mission? Undertake your mission now by:

- Finding out about polar bears, what are their unique qualities which make them so well adapted to their icy habitat? What do they need to survive, and what is threatening their existence? You could build a shoe box model showing the polar bear in its habitat, how it hunts and what it needs to survive.
- Plan a trip to the Arctic. What would you need to survive? How would you keep warm? What would you eat? What experiments would you like to conduct in this unique environment? Find out about the aurora borealis.
- Experienced explorers might choose to sleep outdoors for a night, with your pack/group/unit or in a small group. Try a tent or bivouac. Consider everything you would need to survive. How you would keep warm? What would you eat? How would you carry the equipment? (Remember that camping, residentials and sleepovers should follow the safety rules set out by The Boys' Brigade.)



© MARTIN HARTLEY / WWF-CANON

ACTIVITY SET: OUR SHARED WORLD

Mission cards for Inventors

We need to investigate low-carbon energy sources, conduct experiments and develop models and designs.

Rockets, races and aeroplanes

Try designing and building different forms of 'transport' which use alternative power sources:

- build water or air rockets **exploration.grc.nasa.gov/education/rocket/rktbot.html**
- make model vehicles with sails attached for wind power, and race the models to find the best design
- research the design of a paper aeroplane that travels the furthest – **www.paperairplanes.co.uk/planes.php**
- have a go at some of the vehicles listed here using elastic bands as an energy source, and recycled materials – **pbskids.org/designsquad/projects/index_vehicles.html**



© NATIONAL GEOGRAPHIC STOCK/TYRONE TURNER / WWF

Homes, houses and shelters

Did you know the UK's 26 million homes are the least energy efficient in Europe?

Insulating our existing homes would save the same amount of carbon dioxide as taking 5.5 million cars off the road! Our homes are responsible for 26% of the UK's carbon dioxide emissions.

- We need inventors to design and make model eco homes or shelters for the future. What materials will you use? What shape would you choose? What hi-tech, low-energy gadgets would you include? Would you use brick, concrete, wood, straw, mud... or something else?
- Build a model wind turbine with a windmill, a dynamo/converter/conductor, some wire and a light bulb.

ACTIVITY SET: OUR SHARED WORLD

Ban the bag

Aim:

To understand that reducing the number of plastic bags we use can help to protect species like marine turtles.

Timing:

60 minutes

Equipment:

Plastic bags, newspaper, contents of rubbish bins, masking tape, card, pens and/or paint.

Hints and tips:

- Avoid over-filling the bags as this makes it difficult to mould them into the right shape.
- Use the masking tape to mould the shape required. The shapes can be covered with sheets of paper to provide a smoother surface for the model.
- Further information and facts about how plastics are polluting the sea – www.messageinthewaves.com/facts.php

Briefing:

Every year, more and more of our rubbish ends up in the oceans. Things like plastic bags are blown or washed out to sea and mistaken for food by turtles, dolphins and other sea creatures. In some parts of the ocean there are 6kg of plastic for every 1kg of plankton. In 2006, experts calculated that every square mile of the oceans is polluted by 46,000 pieces of plastic. The world uses over one million plastic bags per minute – that's about 300 bags per year for each adult on the planet. We use each plastic bag for an average of just 12 minutes before we throw it away. It then lasts in the environment for decades. Every year, millions of marine creatures die as a result of eating or suffocating on this rubbish.

Discussion:

What can you and your group do about this problem?

Practical activity ideas:

Stuff old plastic bags with scrunched-up newspaper and other bits of rubbish such as sweet or crisp wrappers. Use masking tape to mould the bag into the shape of a marine turtle – an animal filled with rubbish! Use the surface of your turtle to tell people about the problems of ocean pollution and the action they can take to stop it. Groups could visit the following website to find out about marine turtles. You might even try building life-size turtle models:

www.arkive.org/hawksbill-turtle/eretmochelys-imbricata

Campaign locally! Visit www.bbc.co.uk/devon/content/articles/2007/05/01/modbury_plastic_bags_feature.shtml for the story of Rebecca Hosking, who started the 'plastic bag-free town' movement.



© BENJAMIN EALOVEGA / WWF-UK

ACTIVITY SET: OUR SHARED WORLD

Recycle runabout game

Aim:

To understand which materials can be recycled and what will go to landfill sites.

Timing:

15 minutes

Equipment:

- Lots of clean recyclable things: bottles, containers, bags, safe tin cans, foil, paper, cardboard, mobile phones and games. The more unusual the item, the more challenging the game becomes.
- Five boxes, hoops or chalk circles on the floor.

Hints and tips

- Some plastics can be recycled, some not. Look for the labels to know for sure.
- Make sure all tins are safe. Put masking tape around any sharp edges.
- Recycle all the materials after the game!

How to play:

1. Divide in to teams of equal numbers. Divide the materials so each team has the same number of assorted recyclable materials.
2. Put the boxes or hoops in the middle of the room. Label them: plastic, electronics, paper/cardboard, metal.
3. Played as a relay race, one member of each team takes an item from their team pile and places it in the correct box. When player one returns to the team, the next player has a go, until all the recyclable materials are correctly sorted.
4. The winners are the team to sort all their materials first. Check the boxes to ensure that all materials are sorted correctly.

Take it further

- Hold a 'Swap it' event at your meeting. It's a great way to swap unwanted games, books and toys. But make sure your patrol or company members have their parents' permission to swap!
- Set up a recycling centre in the meeting area. Label boxes or bins, design posters and ensure that everyone knows how to recycle.
- Could you make an environmental pledge to only use recycled materials at Boys' Brigade meetings?



© ISTOCKPHOTO.COM

ACTIVITY SET: OUR SHARED WORLD

Orang-utans and chocolate

Aim:

To understand that some of the things we buy cost more than money – there are environmental and social costs too.

Timing:

35 minutes

Equipment:

Copies of the Golden Tickets, scissors, paper, pencils. You'll need to cut-up one Golden Ticket per group, following the cut lines on the template below, and hide the pieces.

Briefing:

Orang-utans live in the rainforests of South-east Asia. Vast areas of these forests are now being destroyed to create palm oil plantations and the orang-utans are being driven towards extinction – possibly within the next 10 years. Palm oil is found in one in every 10 of the items found in our supermarkets, but it's difficult to know which ones – it's often described as 'vegetable oil' on the list of ingredients. Chocolate, biscuits, soap, soup and margarine are just some of the products that often contain palm oil. It's not always easy to find out what's in the food we buy, where it comes from or how it's made.

Things like chocolate may contain palm oil from Indonesia, cocoa beans from Africa, milk from Europe and sugar from America.

Discussion:

What can we do to protect orang-utans?

Practical activity idea:

Hunt the Golden Ticket! Explain that each group has to collect six hidden pieces of a 'Golden Ticket'. Before you start, discuss what to do with any duplicate pieces that the group finds: should they swap any pieces that they already have with another group, or put these pieces back where they found them? They should use



© WWF-CANON / ALAIN COMPOST

the information on their completed 'Golden Ticket' to design an advert or packaging for a new type of Wonka bar; a chocolate bar that takes care of the planet – people and wildlife – as well as taking care of your taste buds!

Some additional Fair Trade activity ideas

Small changes can have a big impact. Here are some of the things that you might do:

- At the shops:
 - o How many different Fair Trade products can you find? Tell people about some of the products you discover – they might go out and buy some!
 - o Do your shops sell items containing palm oil from plantations that threaten to make orang-utans extinct in the wild? Write, phone or email to find out.
- At home:
 - o Invite your parents to a Fair Trade trial. Can they taste the difference between Fair Trade and non-Fair Trade chocolate or bananas? Can they guess the price of each? Do they know what's 'fair' about the Fair Trade system?
- At your Boys' Brigade meeting:
 - o Can your group make a difference by buying a different type of tea or different snacks?

ACTIVITY SET: OUR SHARED WORLD

Golden Ticket

In Indonesia, the area of land occupied by palm oil plantations has doubled in the last 20 years.

Orang-utan numbers have fallen by about 50% over the same period. Chocolate contains palm oil.

In west Africa, thousands of children are sold into slavery and forced to work on cocoa farms.

Cocoa farmers pay about US\$35 for children and force them to work 80 to 100 hours per week.

Chocolate contains cocoa.

Fair Trade: farmers are paid more than the market price for the products.

Some of the extra money goes towards things like schools and hospitals.

Fair Trade chocolate is sold in the UK.

One large manufacturer stopped using palm oil in its chocolate after people complained about the effects on orang-utans.

Chocolate can be made without palm oil. Palm oil can be grown sustainably – in a way that doesn't destroy the environment.

Every year, people in the US and Europe waste enough food to feed the world three times over.

ADDITIONAL FACTSHEET

A changing climate

Our climate has changed many times over the history of the planet – think of the ice age and the dinosaurs! But most scientists and governments agree that human activities are making the climate change so fast that nature can't keep up. Habitats and species just can't adapt in time to survive. And people are affected too – for example, through increased risk of extreme weather events, flooding, which affect livelihoods, property and food production, and can even lead to loss of lives.

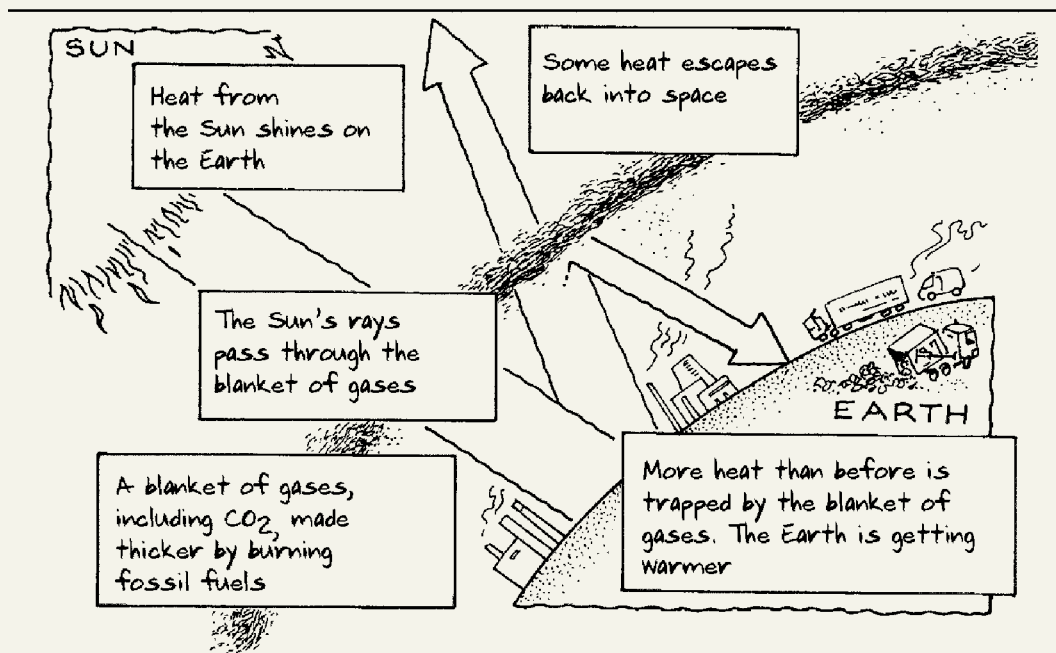
What's happening?

The planet is surrounded by a blanket of gases. This blanket is important because it lets just enough heat from the sun through to the Earth – and just enough heat to escape back into space – to allow life to flourish. But now this blanket of gases is building up too quickly and too thickly.

More heat than before is trapped on the Earth's surface, upsetting the delicate balance. This is known as the greenhouse effect, which results in global warming. A more accurate description is climate change, as the effects can be variable, with some places getting hotter and drier, and others colder and wetter.

What's this got to do with us?

Burning fossil fuels to power everyday things that we take for granted releases greenhouse gases such as carbon dioxide into the atmosphere. The houses we live in, the factories that make the products we use, and the shops which sell them – all these require electricity, which is generated mainly from fossil fuels like coal or gas. The cars, lorries, planes, boats and trains which transport goods (or us) around – almost all use fossil fuels like petrol or diesel



FACT SHEET: POLAR BEAR

Description

The polar bear – *Ursus maritimus*, or 'sea bear' – is the largest living land carnivore. Adult males measure 2.6 metres in length and weigh 400–600kg. Females are about half the size. Polar bear cubs are born in snow dens and weigh up to 0.7kg at birth. The polar bear's coat, which covers it completely except for the nose and foot pads, is superbly adapted to Arctic environments where temperatures rarely exceed 10°C in summer and typically hover around -30°C during winter. It is the reflection of light that causes the fur to appear white, or yellowish white. In fact, the fur has no white pigment. Polar bears are excellent swimmers and can sustain a pace of 6mph by using their front paws like oars while their hind legs are held like a rudder. The soles of their feet have small lumps and grooves that help the bear to walk without slipping. They feed on ringed seals.

Where they live

Polar bears live on the ice-covered waters of the Arctic – Canada, Norway, northern USA and Russia. They spend much of their time at or near the edge of the pack ice. This is where they are most likely to find food. As the southern edge of the arctic ice cap melts in summer, some bears will follow the retreating ice north to stay close to seals and other prey. Other bears spend their summers on land, living off body fat stored from successful hunting in the winter and spring. When the ice returns in the autumn, the bears leave land to resume life on the sea ice.

Threats

Increasing levels of carbon dioxide and other heat-trapping gases in the atmosphere from the burning of fossil fuels – oil, coal and gas – are causing global warming (see page 15 box 'A changing climate'). As a result, annual sea ice in the Arctic is melting earlier in the spring and forming later in the autumn. Research funded by WWF has found that this leaves many polar bears with less time on the sea ice to hunt for food and build up their fat stores, and increased time on land where they must fast. As their icy habitat disappears, the survival of the polar bear is at risk.

Although the species is not currently endangered, its future is far from certain. If current warming trends continue, scientists believe that polar bears may disappear within 100 years.

Large carnivores are sensitive indicators of ecosystem health. An ecosystem is a community of organisms (plants, animals, and other living things) together with their environment, and functioning as an interrelated unit. When a top predator, such as a polar bear, is at risk, this can be a sign that something's wrong in the wider ecosystem. So polar bears are studied to gain an understanding of what is happening throughout the Arctic.






WWF-UK in numbers

105,000 SIGNED UP

to WWF's Earth Hour 2010 in the UK. Worldwide, 4,088 cities and towns in 88 countries took part in our call for climate action

10 YEARS

of our campaigning has led to a new Marine Act that will protect UK seas




1ST

We produced the first measurement of the UK's 'water footprint'. It shows how much of the water used to produce our food and clothes comes from countries where fresh water is scarce

266,000 PEOPLE

give us a regular gift. It's the highest figure we've achieved to date and helps us plan our work effectively. Thank you

| | |
|---|--|
|  | <p>Why we are here To stop the degradation of the planet's natural environment and to build a future in which humans live in harmony with nature.</p> <p>wwf.org.uk</p> |
|---|--|

© WWF-UK, 2010 All rights reserved. This material may be downloaded, printed and photocopied by members of The Boys' Brigade taking part in WWF's 'Our World, Our Future' Challenge, which is part of The Boys' Brigade Get Up and Go initiative. No reproduction, copy or transmission of the material can otherwise be made without the prior written permission of WWF-UK. Written by John Spooner. Front cover image: © Kevin Schafer / WWF-Canon

WWF-UK, registered charity number 1081247 and registered in Scotland number SC039593. A company limited by guarantee number 4016725 © 1986 panda symbol and ® "WWF" Registered Trademark of WWF-World Wide Fund For Nature (formerly World Wildlife Fund), WWF-UK, Panda House, Weyside Park, Godalming, Surrey GU7 1XR, T: +44 (0)1483 426333