



WWF

SPECIES

UK



# EXPLORE!

Our free poster resource for youth groups and young people is designed to get you thinking about one of WWF's key species. This issue focuses on snow leopards and looks at some fascinating facts, where they live, the threats they face and what you can do to help safeguard their future. What's more, all group members that take part in the activities and become an expert, can earn a special 'Snow leopard' badge.




© DAVID LAWSON/WWF-UK

## CALLING BUDDING GREEN CHAMPIONS!

Green Ambassadors for Youth – GA4Youth – is a fantastic badge programme to help 5-14s take the lead on green issues in their groups and their community.





Our friendly Green Ambassador team – Leafy, Wheel, Switch, Crush, Smith and Tap – will help them get informed, get involved and get sharing on six topical green issues. Designed with the help of over 100 leaders, it offers six themed activity sets, a suite of posters to help you plan your green journey, and a badge scheme to reward young people for their achievements.



Sign up at [wwf.org.uk/ga4youth](http://wwf.org.uk/ga4youth)

All our resources are accompanied by a badge. Find out more at [wwf.org.uk/ygresources](http://wwf.org.uk/ygresources)

## DID YOU KNOW?

-  The snow leopard's average body length is 86-125 cm from the top of its nose to its rump.
-  Their average weight is 35-52kg – males are around 30% larger than females.
-  Some snow leopards have been known to leap up to 9 metres - six times their body length.
-  Snow leopards can travel over 25 miles in a single night.



© KLEIN & HUBERT/WWF

# SNOW LEOPARDS

The magnificent snow leopard usually lives at altitudes of between 3,000m and 4,500m, above the tree line in the cold, rugged mountains of northern and central Asia including parts of the Himalayas. Their long hair and thick woolly belly fur make them perfectly suited to their mountain home.

## WHAT THEY EAT

These fast, agile hunters prey on ibex, deer, boars, marmots and other rodents. They can kill prey up to three times their own weight, and must kill a large animal about once every fortnight to survive.

## ADAPTATION

The snow leopard's amazing tail is 100 cm long. They use it for balance but also wrap it around themselves like a scarf for warmth.

## STATUS

There are only 4,000-6,500 left in the wild but they are extremely elusive so we don't know the exact number

## THREATS

- Increasing numbers of domestic livestock degrade and fragment the snow leopards' fragile alpine habitat and compete for space with their natural prey species.
- In some places, domestic animals such as young yak can account for up to 70% of the snow leopards' diet and this loss leads to retaliatory killings by herders protecting their stock and livelihoods.
- Despite protection under the Convention on International Trade in Endangered Species, snow leopards are hunted to supply the illegal wildlife trade in their bones and body parts.
- Warming attributed to climate change is happening faster high in the Himalayas than the global average. It's causing the tree line to move up into alpine areas, making it harder for the snow leopards' prey species to survive. This also 'squeezes' the space available for these big cats: they rarely venture into forested areas and the lower oxygen levels at altitude limits how high they can venture.

## SOLUTIONS

- We're working to protect the eastern Himalayan landscape so the leopards have large, connected areas in which to live, hunt and breed.
- We're helping communities avoid conflict with snow leopards, for example constructing predator-proof livestock pens and setting up community-managed compensation mechanisms for farmers who lose livestock.
- We're supporting TRAFFIC (the wildlife trade monitoring network) to prevent trade in the snow leopard and its body parts.
- We're working to convince world leaders and big businesses to cut greenhouse gas emissions drastically – at least 80% by 2050, with a more immediate target of 40% by 2020.
- We're promoting renewable energy, low carbon transport and greater energy efficiency in our homes. And we're helping to preserve forests which can help regulate CO2 levels globally.

## HOW CAN YOU HELP

- Spread the word. Tell people how important it is to stop illegal wildlife trade - Make posters and display them at your meeting place to tell others.
- Use social media to tell the world about how special these beautiful big cats are and what you are doing to protect them.
- Use less energy. You can curb your contribution to climate change by walking and taking public transport rather than travelling by car, or switching off electrical appliances instead of leaving them on standby.
- Take part in Wear it Wild our fundraiser or Adopt a Snow Leopard for your group by holding a fundraising event.
- Challenge yourself to make a change to planet friendly choices in your daily life. For more information look at our footprint calculator [wwf.org.uk/footprint](http://wwf.org.uk/footprint)

# ACTIVITIES

To earn an 'Explore Snow leopard' badge complete at least four of the activities below. Go to [wwf.org.uk/ygresources](http://wwf.org.uk/ygresources) for all our resources and badge links.



© DAVID LAWSON/WWF-UK

## A SILENCE OF SNOW LEOPARDS

Snow leopards cannot roar and when they leap, they land without sound. Their near silent lives are matched by the unbelievable silence of the mountains where they live. Before snow leopards are silent forever, encourage group members to use their communication skills to create a TV interview, poster or newspaper article persuading people to do their bit to save them. Remind teams to think about their audience and tactics.

## SNOW LEOPARD FILMING TRIP

- Snow leopards live in the harsh environment found in the high mountains. It's a world of steep cliffs, fierce winds, freezing temperatures, driving snow and sharp rocks. Imagine you're going on a five day trip to film snow leopards.
- Design a special camera shelter. Photographers often wait days before they get the chance to take photos of the species they're looking for. Hides need to provide camouflage (so that animals aren't scared away) and protection from the weather.
- Show that you could become a wildlife photographer by taking some 'action photos' of animals around you - birds, insects, foxes, or even your pet dog or cat.
- Find out more about where they live and make a model of the snow leopard's habitat in a box.

## HOLD A FUNDRAISING EVENT OR ADOPT

Discuss whether your group would like to adopt a snow leopard. What would this achieve? How could you raise the money? Find out more at [wwf.org.uk/adoption/snow-leopard/](http://wwf.org.uk/adoption/snow-leopard/) and [wearitwild.wwf.org.uk](http://wearitwild.wwf.org.uk)

## THE SNOW LEOPARD PHYSICAL CHALLENGE

- A snow leopard can leap horizontally about six times its own body length. Use the 'Did you know?' section to mark out a 'snow leopard leap.' See how many hops, leaps, strides, triple jumps or bunny hops it takes to leap like a snow leopard.
- Work out your best standing high jump: stand next to a wall and reach as high as you can, ask a partner to mark this point A. Then crouch down and leap up to reach as far as you can up the wall (B). Measure the distance between points A and B.
- Snow leopards use their tails for balance when they're moving quickly across rocky ground. Experiment with your balance using a straight line on the floor. See how quickly and accurately members of your group can move along the line with their arms in different balance positions e.g. both arms by side; both arms straight above head; both arms out to the left.

## SNOW LEOPARD BOARD GAME

Look again at the Threats and Solutions part of this resource and make a snakes and ladders game linked to the survival of the snow leopard. For even more snow leopard facts and films go to [wwf.org.uk/wildlife/snowleopard/](http://wwf.org.uk/wildlife/snowleopard/)

## CLIMATE CHANGE RECYCLE

This is a variation on the old game of 'I packed my bag'. Each child playing starts with the phrase "I took action against climate change by recycling/reusing/reducing/composting..." or "I made a difference to the planet by..." and then add an action.



WORKING  
TOGETHER TO  
BUILD A FUTURE  
WHERE PEOPLE AND  
NATURE THRIVE



If this resource has inspired you and your group to make more planet-friendly choices in everyday life try our Green Ambassadors 4 Youth programme [wwf.org.uk/ga4youth](http://wwf.org.uk/ga4youth)